

Sullivan Conference 2010



**1. Please tell us about yourself. (Optional, but required for drawing to win a Free 2011 Sullivan Conference Registration)**

	Response Percent	Response Count
Name: <input type="text"/>	99.3%	134
Parish: <input type="text"/>	99.3%	134
Email address: <input type="text"/>	97.8%	132
<i>answered question</i>		<b>135</b>
<i>skipped question</i>		<b>6</b>



**2. Please select the ministry role that best describes you:**

	Response Percent	Response Count
<b>Paid Catechetical Leader</b> <input type="text"/>	<b>26.4%</b>	<b>37</b>
Volunteer Catechetical Leader <input type="text"/>	9.3%	13
Catechist <input type="text"/>	5.7%	8
Catholic School Educator <input type="text"/>	5.7%	8
Liturgical Minister <input type="text"/>	8.6%	12
Musician <input type="text"/>	6.4%	9
Parish Staff <input type="text"/>	17.1%	24
Priest/Deacon <input type="text"/>	13.6%	19
Youth Minister <input type="text"/>	3.6%	5
Other <input type="text"/>	3.6%	5
<i>answered question</i>		<b>140</b>
<i>skipped question</i>		<b>1</b>

**3. Indicate which conference location you attended:**

	Response Percent	Response Count
Church of the Redeemer, Mechanicsville 	77.3%	109
Our Lady of Perpetual Help, Salem 	22.7%	32
<i>answered question</i>		141
<i>skipped question</i>		0

**4. Would you recommend we continue to use web-based technology to offer two conference locations simultaneously?**

	Response Percent	Response Count
Yes 	97.8%	134
No 	2.2%	3
Please add additional comments		59
<i>answered question</i>		137
<i>skipped question</i>		4

**5. Please rate the following events at the Conference:**

	<b>Excellent</b>	<b>Good</b>	<b>Neutral</b>	<b>Fair</b>	<b>Poor</b>	<b>Rating Average</b>	<b>Response Count</b>
Celebration of Mass	<b>53.3% (72)</b>	37.0% (50)	7.4% (10)	1.5% (2)	0.7% (1)	1.59	135
Keynote Speaker (Fr. Paul Turner)	<b>87.6% (120)</b>	10.2% (14)	1.5% (2)	0.7% (1)	0.0% (0)	1.15	137
Exhibit/Displays	11.5% (15)	<b>51.9% (68)</b>	20.6% (27)	13.0% (17)	3.1% (4)	2.44	131
Social Time	25.0% (32)	<b>55.5% (71)</b>	15.6% (20)	2.3% (3)	1.6% (2)	2.00	128
Dinner (Mechanicsville)	<b>51.7% (46)</b>	33.7% (30)	11.2% (10)	1.1% (1)	2.2% (2)	1.69	89
Entertainment (Fr. Michael Renninger; Mechanicsville)	<b>80.7% (71)</b>	8.0% (7)	10.2% (9)	0.0% (0)	1.1% (1)	1.33	88
Tour of Cathedral, Museum & Night Prayer (Richmond)	32.6% (15)	15.2% (7)	<b>52.2% (24)</b>	0.0% (0)	0.0% (0)	2.20	46
Notre Dame Folk Choir Vespers and Concert (Salem)	<b>52.5% (21)</b>	5.0% (2)	42.5% (17)	0.0% (0)	0.0% (0)	1.90	40
					Please add additional comments		48
					<b>answered question</b>		<b>141</b>
					<b>skipped question</b>		<b>0</b>

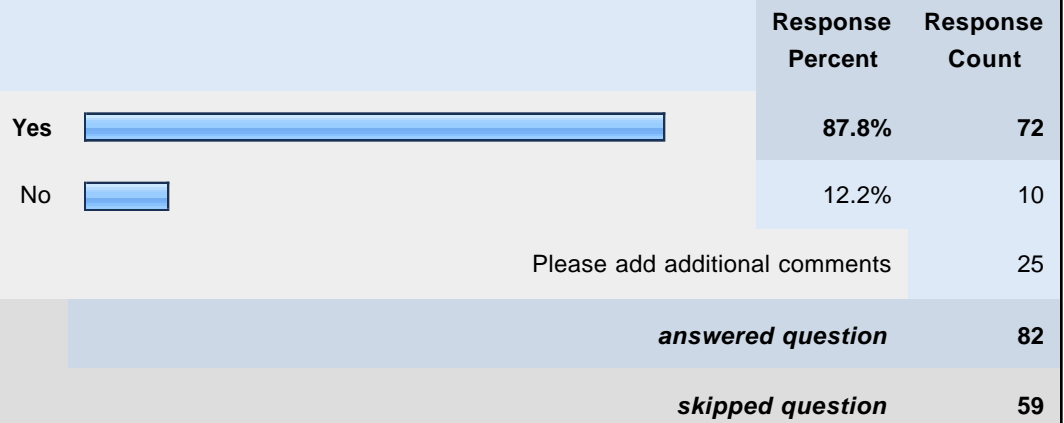
**6. Please rate the breakout sessions that you attended (leave the other sessions blank that you did not attend):**

	Excellent	Good	Neutral	Fair	Poor	Rating Average	Response Count
Breaking Open the Word with Adults/Youth-MECHANICSVILLE	<b>48.4% (15)</b>	38.7% (12)	12.9% (4)	0.0% (0)	0.0% (0)	1.65	31
Breaking Open the Word with Children-MECHANICSVILLE	<b>40.0% (4)</b>	<b>40.0% (4)</b>	20.0% (2)	0.0% (0)	0.0% (0)	1.80	10
Being Shaped By the Word (Hoggard-MECHANICSVILLE	28.6% (4)	<b>35.7% (5)</b>	21.4% (3)	7.1% (1)	7.1% (1)	2.29	14
New Wine in Old Wineskins:Part 1-MECHANICSVILLE	<b>59.1% (26)</b>	31.8% (14)	4.5% (2)	4.5% (2)	0.0% (0)	1.55	44
Sing a New Song: Part 1 (Yoder)-MECHANICSVILLE	11.1% (1)	11.1% (1)	<b>33.3% (3)</b>	11.1% (1)	<b>33.3% (3)</b>	3.44	9
Real Presence: In Worship & the World-MECHANICSVILLE	<b>89.1% (41)</b>	10.9% (5)	0.0% (0)	0.0% (0)	0.0% (0)	1.11	46
Being Shaped by Ritual (Hoggard)-MECHANICSVILLE	25.0% (2)	<b>62.5% (5)</b>	12.5% (1)	0.0% (0)	0.0% (0)	1.88	8
New Wine in Old Wineskins:Part 2-MECHANICSVILLE	<b>71.4% (20)</b>	17.9% (5)	7.1% (2)	3.6% (1)	0.0% (0)	1.43	28
Sing A New Song:Part 2 (Yoder)-MECHANICSVILLE	20.0% (1)	<b>40.0% (2)</b>	<b>40.0% (2)</b>	0.0% (0)	0.0% (0)	2.20	5
Breaking Open the Word with Adults-SALEM	<b>63.6% (7)</b>	27.3% (3)	9.1% (1)	0.0% (0)	0.0% (0)	1.45	11
Breaking Open the Word with Children-SALEM	20.0% (1)	<b>40.0% (2)</b>	<b>40.0% (2)</b>	0.0% (0)	0.0% (0)	2.20	5
As We Pray, so We Believe-SALEM	<b>75.0% (6)</b>	12.5% (1)	12.5% (1)	0.0% (0)	0.0% (0)	1.38	8
Sing a New Song-SALEM	14.3% (1)	<b>42.9% (3)</b>	14.3% (1)	14.3% (1)	14.3% (1)	2.71	7
Real Presence: In Worship & World (SALEM via Webcam)	<b>83.3% (25)</b>	10.0% (3)	6.7% (2)	0.0% (0)	0.0% (0)	1.23	30
Guiding 1st Sacrament Parents-SALEM	25.0% (1)	<b>50.0% (2)</b>	25.0% (1)	0.0% (0)	0.0% (0)	2.00	4
Sharing Best Practices in Music Ministry-SALEM	16.7% (1)	<b>50.0% (3)</b>	16.7% (1)	16.7% (1)	0.0% (0)	2.33	6
Please add additional comments							35

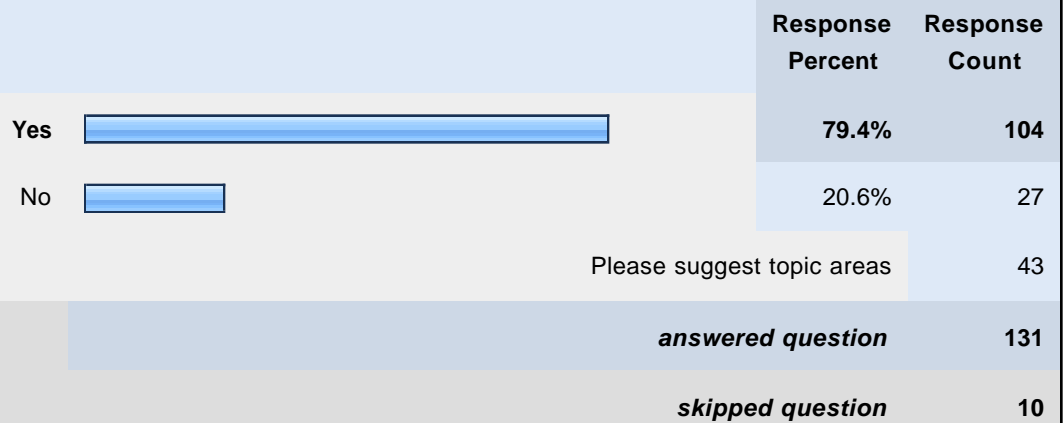
*answered question* 136

*skipped question* 5





7. If you are a catechetical leader, do you feel the breakout sessions you attended would be suitable for catechists as part of a future Pathways Catechist Training Workshop?



8. Would you be interested in attending a "Study Day" related to Liturgy and/or The Roman Missal?





9. Please rate the following statements below:							
	Strongly Agree	Agree	Neutral	Disagree	Strongly Disagree	Rating Average	Response Count
I feel that I gained an increased understanding of the revisions of the Roman Missal.	<b>73.6% (103)</b>	24.3% (34)	1.4% (2)	0.7% (1)	0.0% (0)	1.29	140
I feel more comfortable about discussing the revisions with others.	<b>54.3% (75)</b>	40.6% (56)	5.1% (7)	0.0% (0)	0.0% (0)	1.51	138
I feel that the conference gave me an opportunity to connect with others in ministry.	<b>44.9% (62)</b>	42.8% (59)	9.4% (13)	2.2% (3)	0.7% (1)	1.71	138
I feel that the breakout sessions gave me practical tools I can use in my ministry.	38.8% (52)	<b>45.5% (61)</b>	11.2% (15)	3.0% (4)	1.5% (2)	1.83	134
I would recommend that others attend the Sullivan Conference next year.	<b>65.7% (90)</b>	29.2% (40)	4.4% (6)	0.0% (0)	0.7% (1)	1.41	137
						Please add additional comments	22
						<b>answered question</b>	<b>141</b>
						<b>skipped question</b>	<b>0</b>

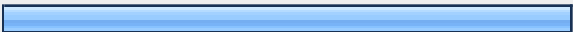

10. Overall, how would you rate the facilities at the conference location you attended?			Response Percent	Response Count
Excellent			<b>66.7%</b>	<b>94</b>
Good			30.5%	43
Neutral			2.1%	3
Fair			0.7%	1
Poor			0.0%	0
			Please add additional comments	34
			<b>answered question</b>	<b>141</b>
			<b>skipped question</b>	<b>0</b>

11. What was your most favorite part of the Sullivan Conference?		Response Count
		125
	<i>answered question</i>	125
	<i>skipped question</i>	16




12. What was your least favorite part of the Sullivan Conference?		Response Count
		99
	<i>answered question</i>	99
	<i>skipped question</i>	42

13. Would you be interested in purchasing recorded Sullivan Conference presentations on DVD by Fr. Paul Turner and Fr. Michael Renninger for a nominal fee (less than \$10)?		
	Response Percent	Response Count
Yes 	81.1%	107
No 	18.9%	25
Please add additional comments		30
	<i>answered question</i>	132
	<i>skipped question</i>	9

14. Looking ahead to the 2011 Sullivan Conference, which days of the week suit you best?

	Response Percent	Response Count
Tuesday/Wednesday 	86.2%	112
Friday/Saturday 	13.8%	18
Please add additional comments		24
<b>answered question</b>		<b>130</b>
<b>skipped question</b>		<b>11</b>

15. Indicate your preferred choice of month for the 2011 Sullivan Conference(Note: Easter is April 24, 2011)

	Response Percent	Response Count
March 2011 	18.5%	24
<b>May 2011</b> 	<b>70.0%</b>	<b>91</b>
November 2011 	16.2%	21
Please add additional comments		25
<b>answered question</b>		<b>130</b>
<b>skipped question</b>		<b>11</b>